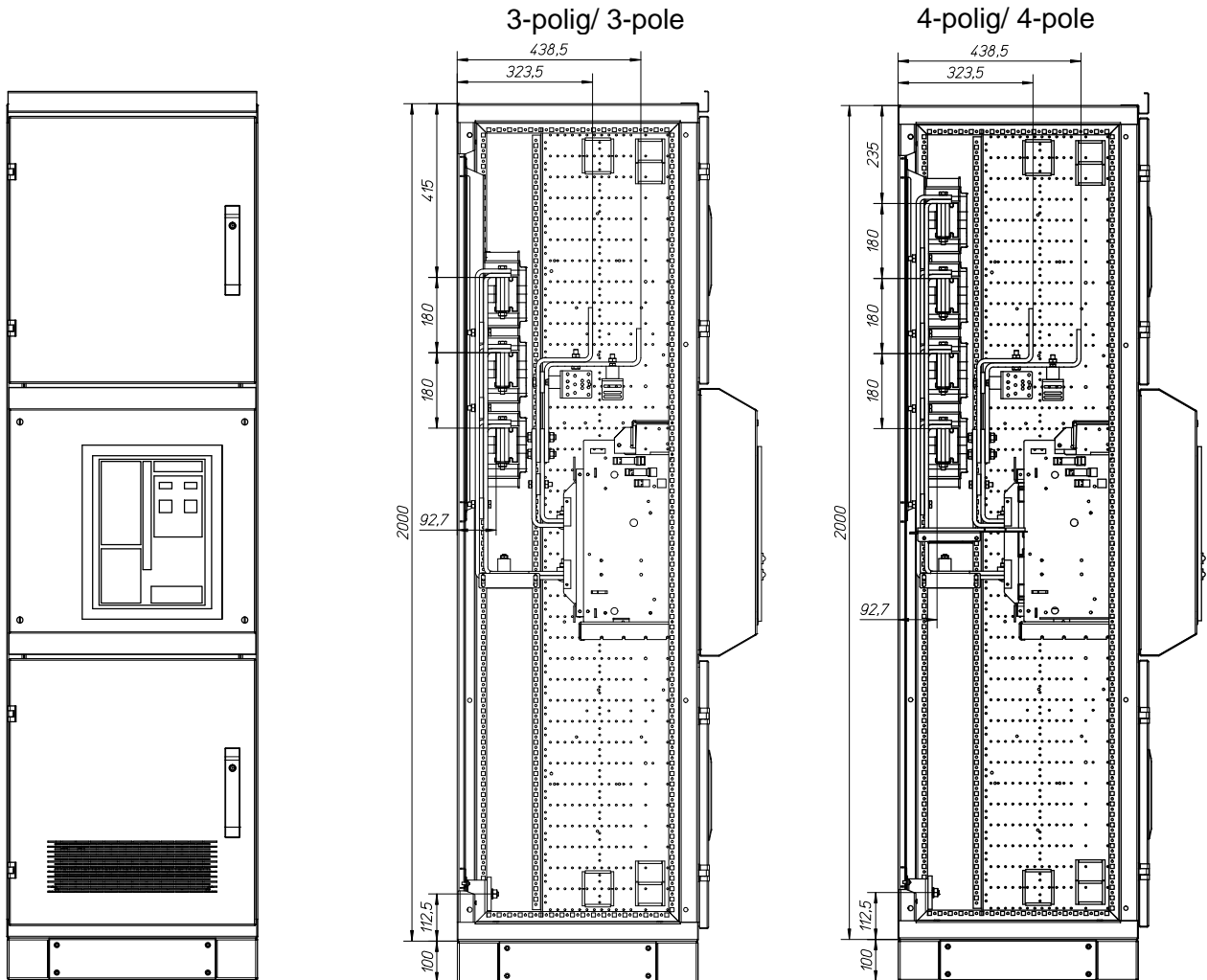


Einspeise-, Abgangsfeld IZM20 Ausfahreinheit 2000A Gl.S. Oben incoming-, outgoing unit IZM20 withdrawable 2000A EVEN-Top Aufbau Feld / installation field



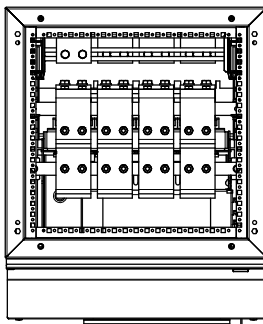
xEnergy Feld / field 2000x600x600

Einbausatz / mounting kit: IZM20

IZM20-1

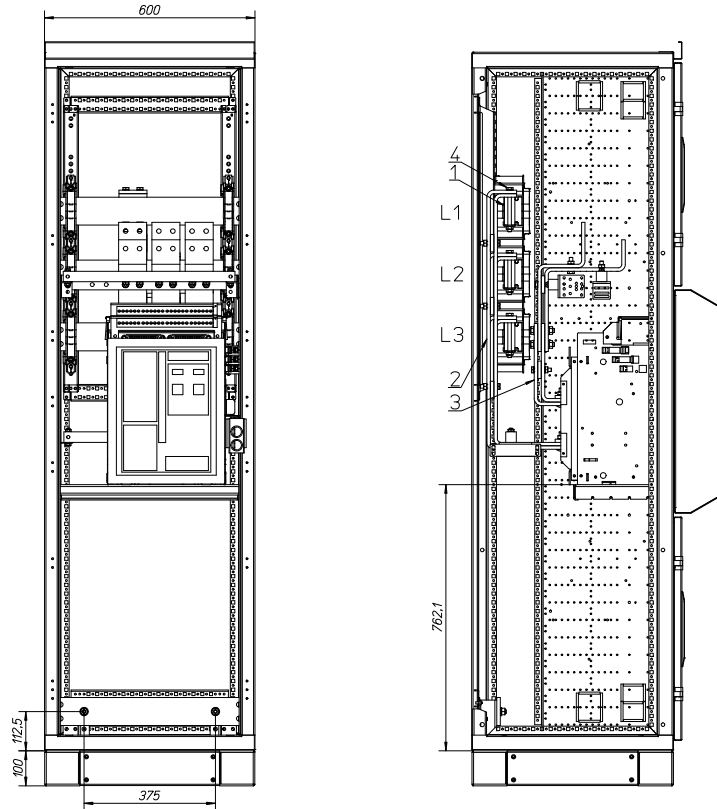
Bemessungsstrom / Current Rating (I): 2000A

Material der Cu-Schienen / busbar material: EN 13601-Cu-ETP-R250
(ersetzt / replaced: DIN 40500 / 46433 E-Cu 57, F25)

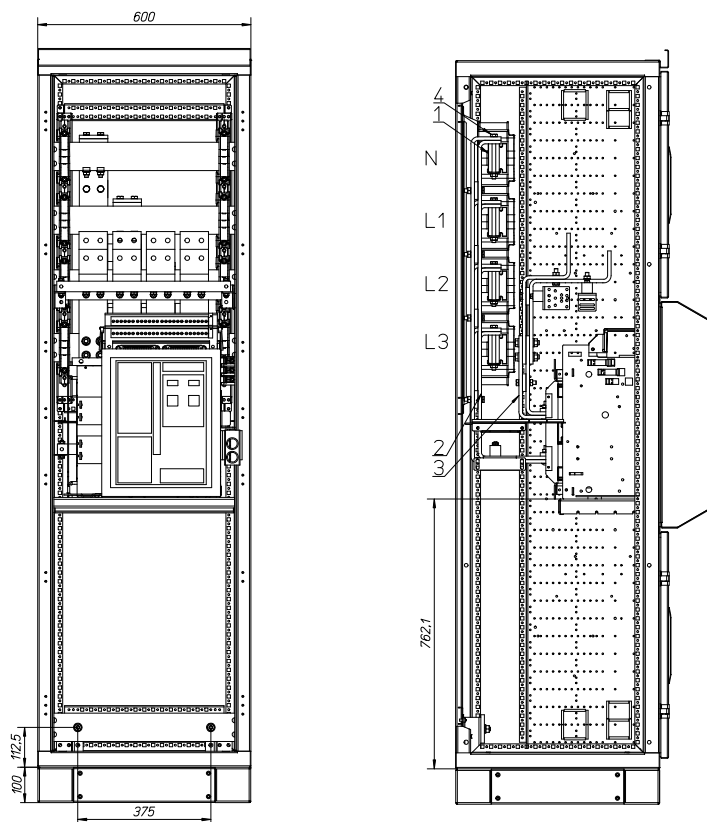


Einspeise-, Abgangsfeld IZM20 Ausfahreinheit 2000A Gl.S. Oben
incoming-, outgoing unit IZM20 withdrawable 2000A EVEN-Top
Eingangsschienenverbindung / incoming connection

3-polig / 3-pole



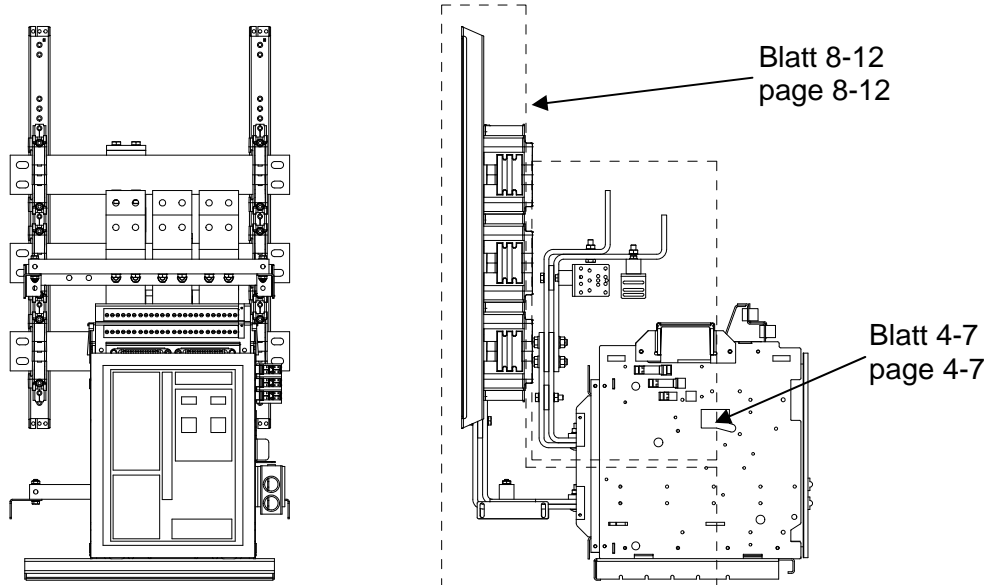
4-polig / 4-pole



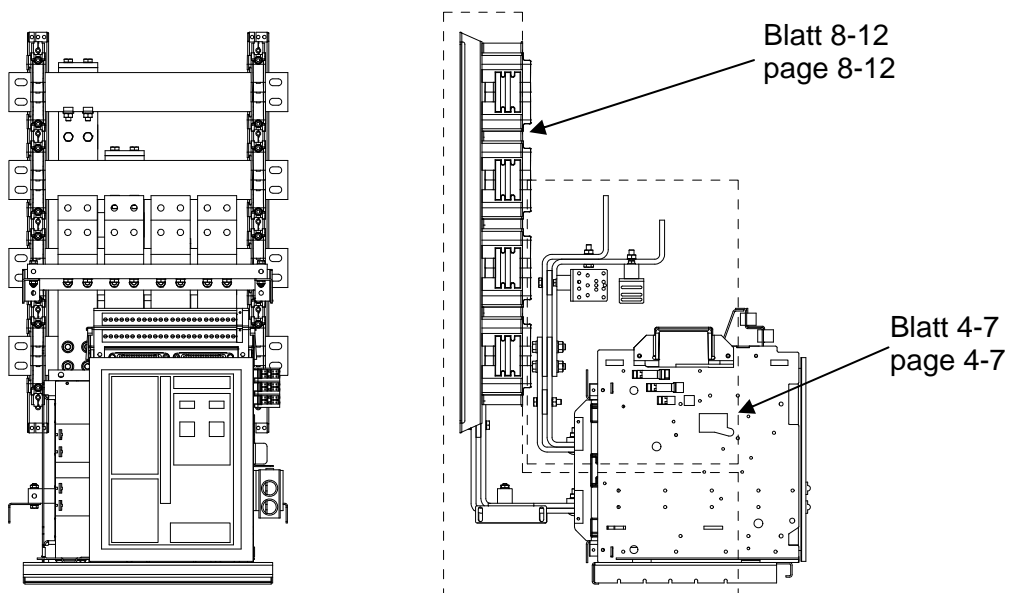
Einspeise-, Abgangsfeld IZM20 Ausfahreinheit 2000A Gl.S. Oben
incoming-, outgoing unit IZM20 withdrawable 2000A EVEN-Top
Anschluss Schalter - Gesamtansicht / switch connection - overview

Pos. no.	Benennung name	Beschreibung specification	Montagematerial/Zubehör Installation material/ comonents
1	Hauptsammelschiene main busbar		
2	Abgangssammelschiene outgoing busbar	2x80x10 mm	Blatt 8-12 Page 8-12
3	Eingangssammelschiene incoming busbar	2x80x10 mm	Blatt 4-7 Page 4-7
4	Sammelschienenverbindung busbar connection		Blatt 8-12 Page 8-12

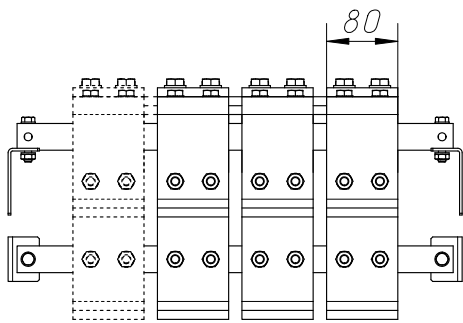
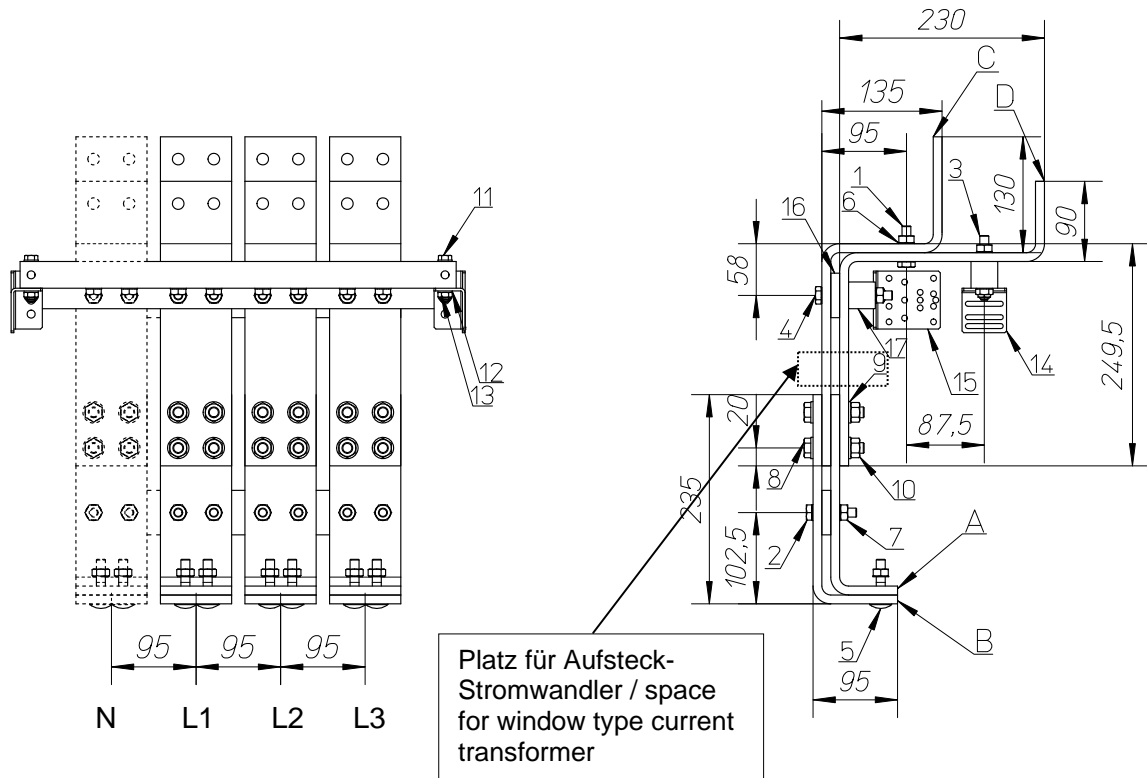
3-polig / 3-pole



4-polig / 4-pole



Einspeise-, Abgangsfeld IZM20 Ausfahreinheit 2000A Gl.S. Oben
incoming-, outgoing unit IZM20 withdrawable 2000A EVEN-Top
Eingangsschienenverbindung / incoming connection



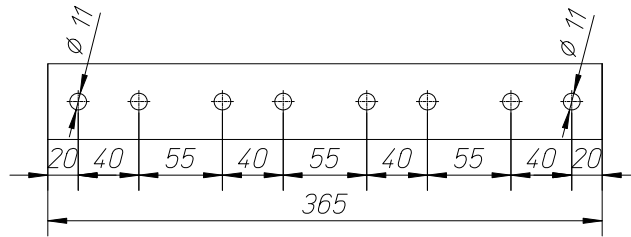
Kupfer / copper 80mm x 10mm
Gestreckte Längen* / flat length*

Schiene busbar	Gestreckte Länge N flat length N	Gestreckte Länge L1 flat length L1	Gestreckte Länge L2 flat length L2	Gestreckte Länge L3 flat length L3
A	283,4mm	283,4mm	283,4mm	283,4mm
B	313,4mm	313,4mm	313,4mm	313,4mm
C	481,3mm	481,3mm	481,3mm	481,3mm
D	526,3mm	526,3mm	526,3mm	526,3mm

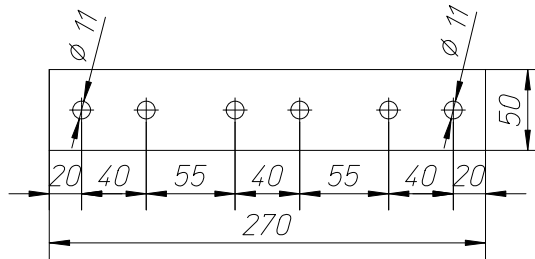
*Radius R10

Biegever Kürzung / correction factor: +3,4mm

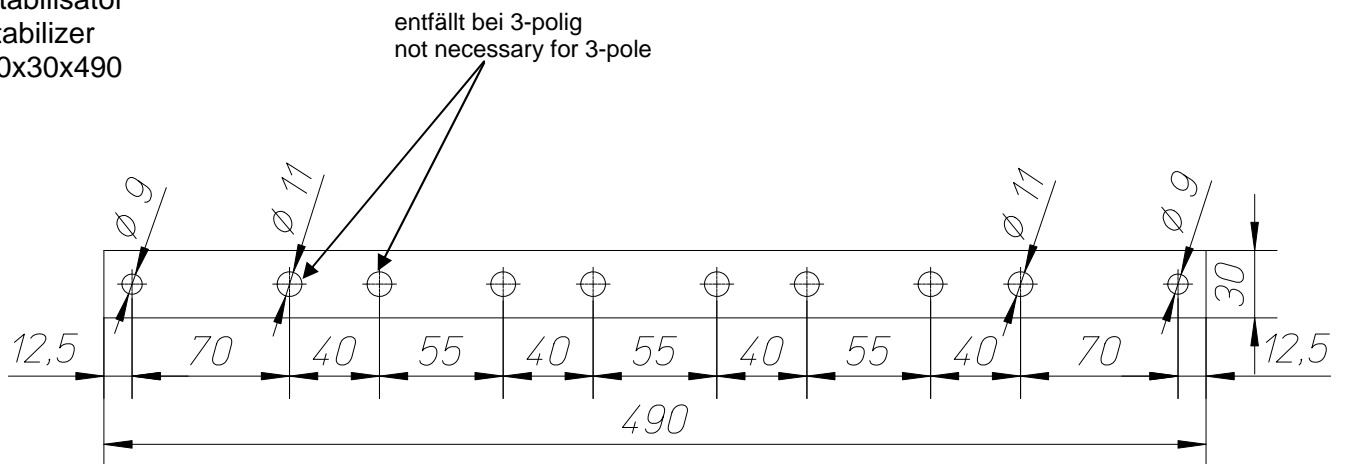
Einspeise-, Abgangsfeld IZM20 Ausfahreinheit 2000A Gl.S. Oben
incoming-, outgoing unit IZM20 withdrawable 2000A EVEN-Top
Eingangsschienenverbindung / incoming connection



Pos. / No. 16
Stabilisator
stabilizer
50x10x365 / 270(3P)



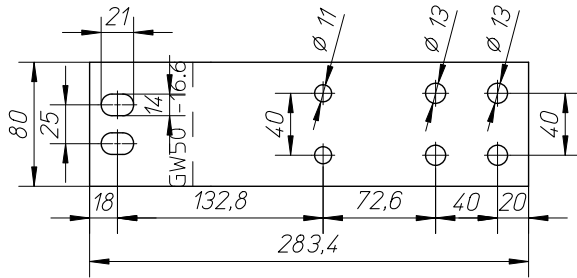
Pos. / No. 17
Stabilisator
stabilizer
30x30x490



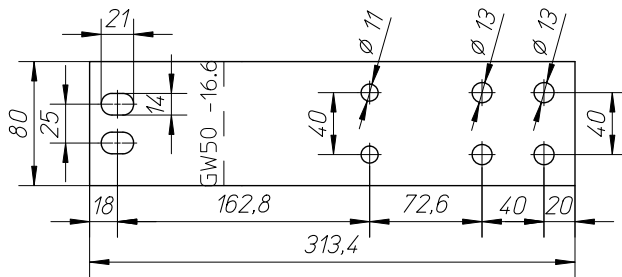
Einspeise-, Abgangsfeld IZM20 Ausfahreinheit 2000A Gl.S. Oben incoming-, outgoing unit IZM20 withdrawable 2000A EVEN-Top

Gestreckte Längen / flat length

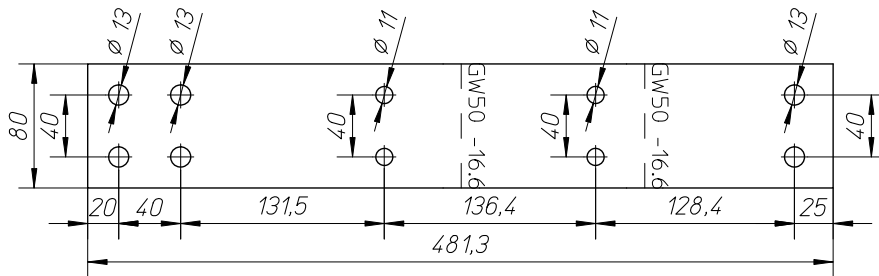
A



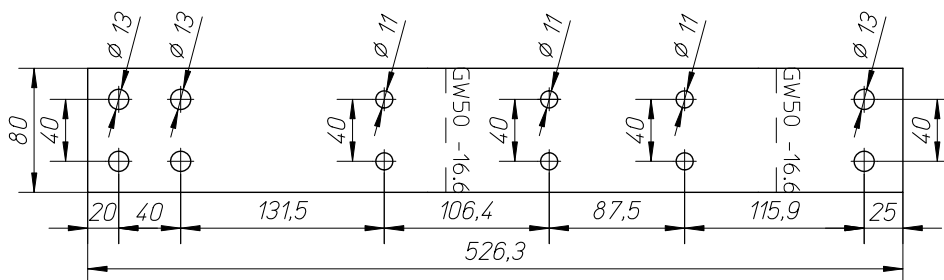
B



C



D



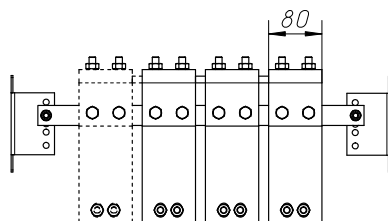
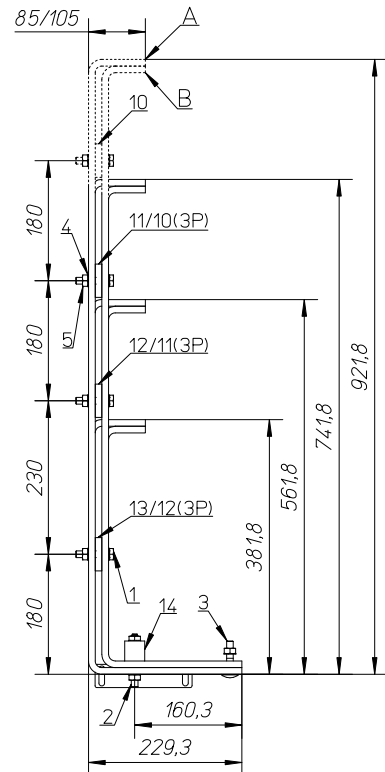
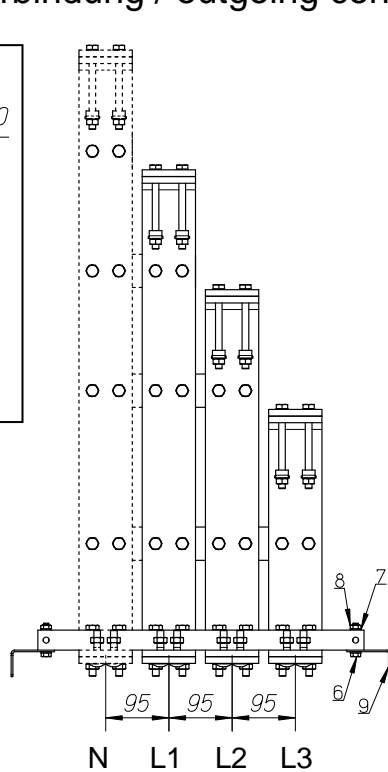
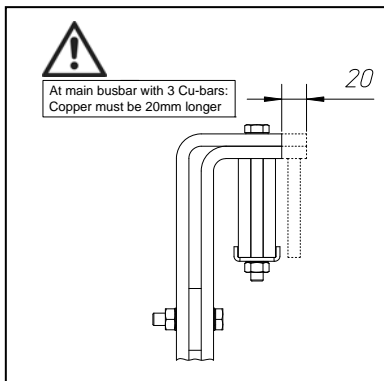
Einspeise-, Abgangsfeld IZM20 Ausfahreinheit 2000A Gl.S. Oben
incoming-, outgoing unit IZM20 withdrawable 2000A EVEN-Top
Stückliste Eingangsschienenverbindung / parts list incoming connection

Pos. no.	Menge quantity		Benennung name	Beschreibung specification	Bild picture
	3P	4P			
1	6 St/pcs	8 St/pcs	Sechskantschraube Hexagon head cap screw	DIN EN 24014 M10 x 40 – 8.8	
2	6 St/pcs	8 St/pcs	Sechskantschraube Hexagon head cap screw	DIN EN 24014 M10 x 50 – 8.8	
3	6 St/pcs	8 St/pcs	Sechskantschraube Hexagon head cap screw	DIN EN 24014 M10 x 60 – 8.8	
4	6 St/pcs	8 St/pcs	Sechskantschraube Hexagon head cap screw	DIN EN 24014 M10 x 80 – 8.8	
5	6 St/pcs	8 St/pcs	Flachrundschrube mit Vierkantansatz Saucer-head screw with square neck	DIN 603 M10 x 50 – 8.8	
6	54 St/pcs	72 St/pcs	Spannscheibe Conical spring washer for bolted connections	DIN 6796-10-FST	
7	30 St/pcs	40 St/pcs	Sechskantmutter Hexagon nut	DIN EN 24032 M10 – 8.8	
8	12 St/pcs	16 St/pcs	Sechskantschraube Hexagon head cap screw	DIN EN 24014 M12 x 60 – 8.8	
9	24 St/pcs	32 St/pcs	Spannscheibe Conical spring washer for bolted connections	DIN 6796-12-FST	
10	12 St/pcs	16 St/pcs	Sechskantmutter Hexagon nut	DIN EN 24032 M12 – 8.8	
11	4 St/pcs	4 St/pcs	Sechskantschraube Hexagon head cap screw	DIN EN 24014 M8 x 45 – 8.8	
12	8 St/pcs	8 St/pcs	Spannscheibe Conical spring washer for bolted connections	DIN 6796-8-FST	
13	4 St/pcs	4 St/pcs	Sechskantmutter Hexagon nut	DIN EN 24032 M8 – 8.8	
14	2 St/pcs	2 St/pcs	Befestigungswinkel Fixing Bracket	XNBW-G BI 3,0 DIN59232 ST 02 Z275	
15	2 St/pcs	2 St/pcs	Befestigungswinkel Fixing Bracket	XNBW-G06 BI 3,0 DIN59232 ST 02 Z275	
16	2 St/pcs	2 St/pcs	Stabilisator 50x10x365 / 270(3P) stabilizer 50x10x365 / 270(3P)	HM2471 DIN7735	
17	2 St/pcs	2 St/pcs	Stabilisator 30x30x490 Stabilizer 30x30x490	HM2471 DIN7735	

Anzugsdrehmomente / stud torque

Gewindegröße Screw Size	Fertigung Mounting	Prüfung Test
M8	20 Nm	17 Nm
M10	40 Nm	37 Nm
M12	70 Nm	67 Nm

Einspeise-, Abgangsfeld IZM20 Ausfahreinheit 2000A Gl.S. Oben
incoming-, outgoing unit IZM20 withdrawable 2000A EVEN-Top
Abgangsschienenverbindung / outgoing connection



Kupfer / copper 80mm x 10mm Gestreckte Längen* / flat length*				
Schiene busbar	Gestreckte Länge N flat length N Tiefe / depth	Gestreckte Länge L1 flat length L1 Tiefe / depth	Gestreckte Länge L2 flat length L2 Tiefe / depth	Gestreckte Länge L3 flat length L3 Tiefe / depth
	600	600	600	600
A	1202,9/1222,9mm	1022,9/1042,9mm	842,9/862,9mm	662,9/682,9mm
B	1142,9/1162,9mm	962,9/982,9mm	782,9/802,9mm	602,9/622,9mm

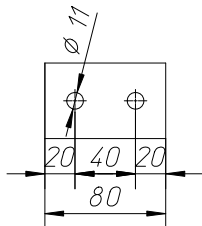
*Radius R10

Biegeverkürzung / correction factor: +3,4mm

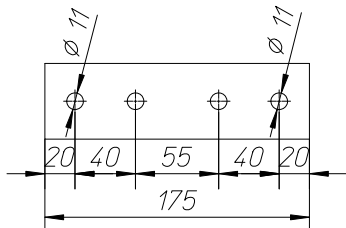
Einspeise-, Abgangsfeld IZM20 Ausfahreinheit 2000A Gl.S. Oben
incoming-, outgoing unit IZM20 withdrawable 2000A EVEN-Top

Abgangsschienenverbindung / outgoing connection

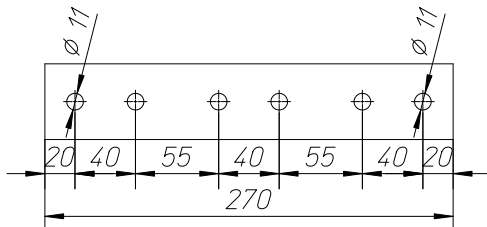
Pos. / No. 10
Stabilisator
stabilizer
50x10x80



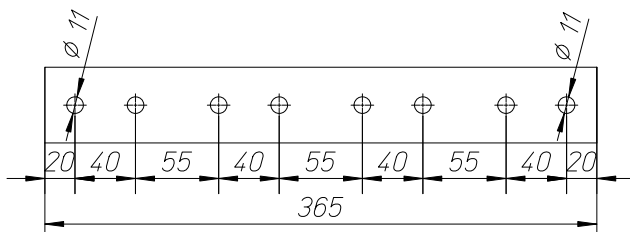
Pos. / No. 11
Stabilisator
stabilizer
50x10x175



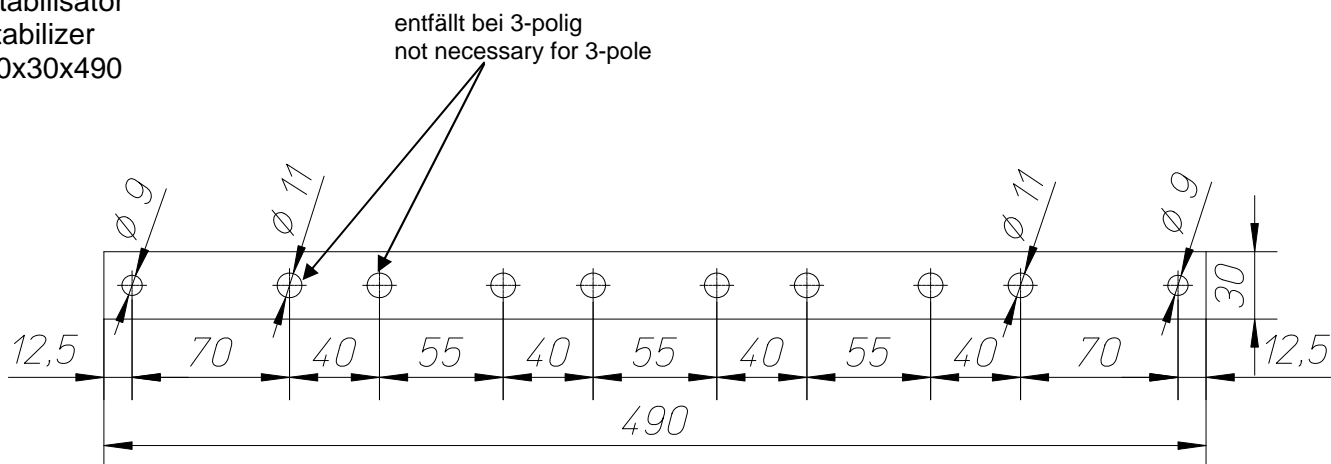
Pos. / No. 12
Stabilisator
stabilizer
50x10x270



Pos. / No. 13
Stabilisator
stabilizer
50x10x365



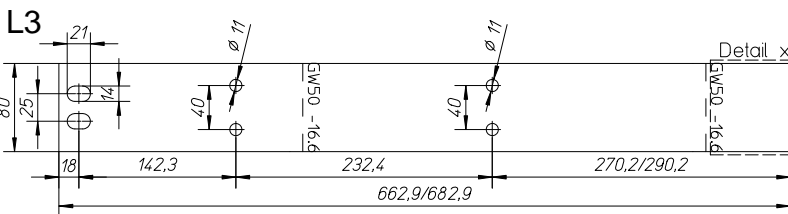
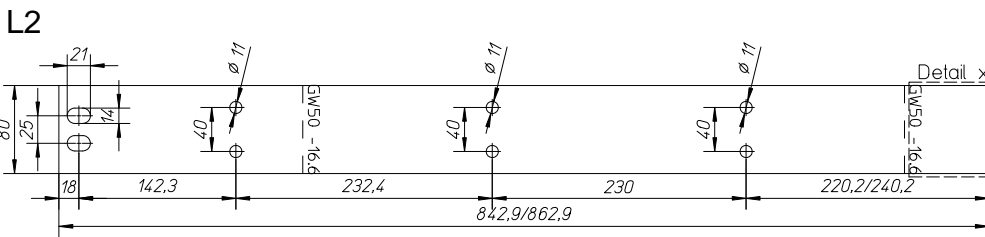
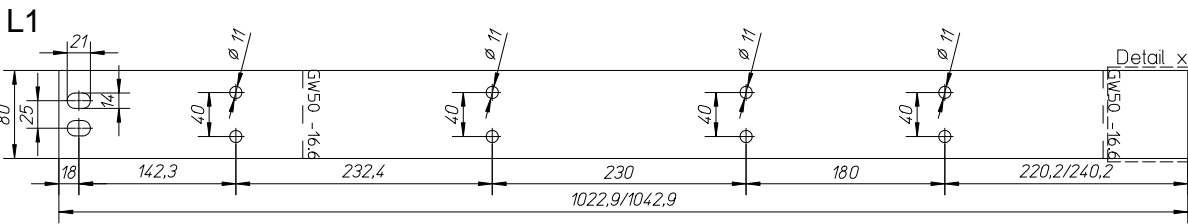
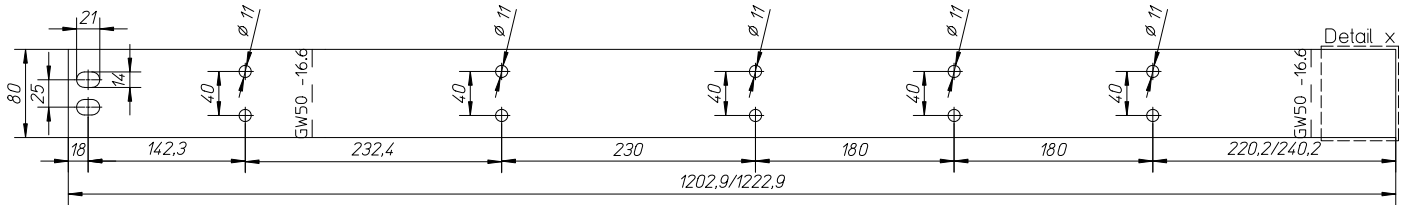
Pos. / No. 14
Stabilisator
stabilizer
30x30x490



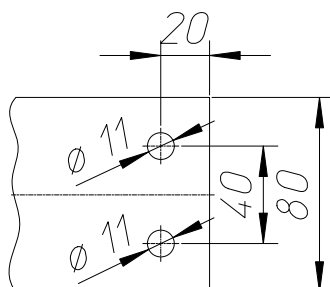
Einspeise-, Abgangsfeld IZM20 Ausfahreinheit 2000A Gl.S. Oben incoming-, outgoing unit IZM20 withdrawable 2000A EVEN-Top

Gestreckte Längen / flat length

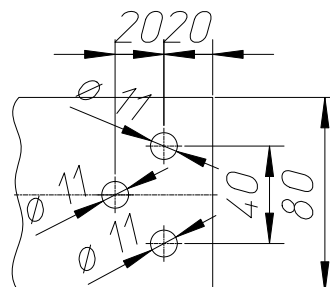
A:
N



Detail
HSS mit 2 Cu-Schienen
Main busbar with 2 Cu-bars

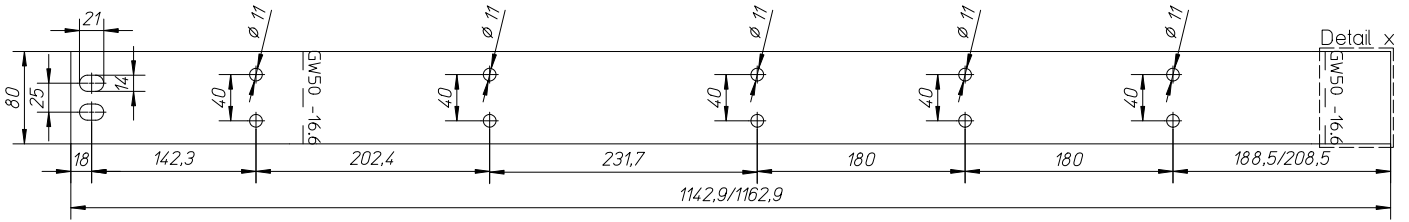


Detail
HSS mit 3 Cu-Schienen
Main busbar with 3 Cu-bars

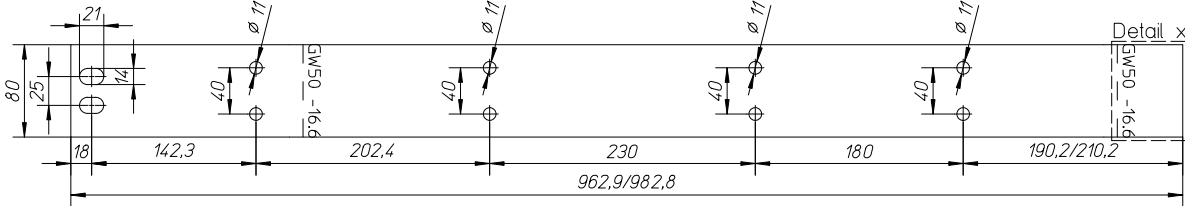


Einspeise-, Abgangsfeld IZM20 Ausfahreinheit 2000A Gl.S. Oben incoming-, outgoing unit IZM20 withdrawable 2000A EVEN-Top

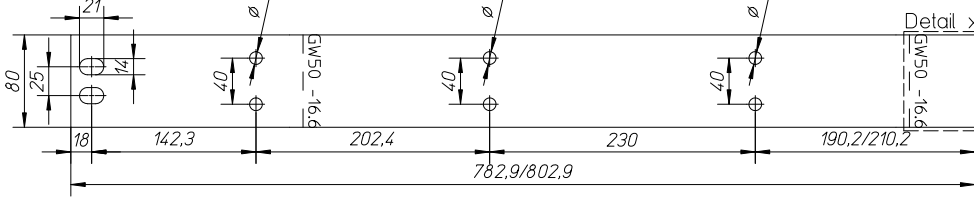
B:
N



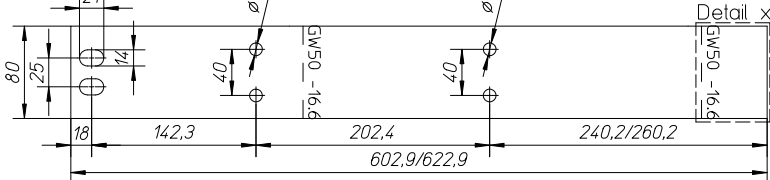
L1



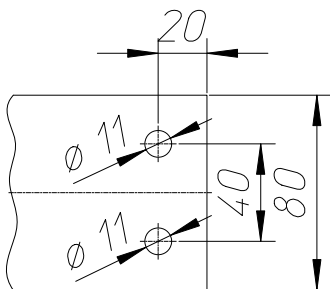
L2



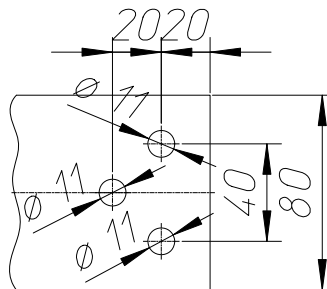
L3



Detail
HSS mit 2 Cu-Schienen
Main busbar with 2 Cu-bars



Detail
HSS mit 3 Cu-Schienen
Main busbar with 3 Cu-bars



Einspeise-, Abgangsfeld IZM20 Ausfahreinheit 2000A Gl.S. Oben
incoming-, outgoing unit IZM20 withdrawable 2000A EVEN-Top
Stückliste Abgangsschienenverbindung / parts list outgoing connection

Pos. no.	Menge quantity Tiefe / depth 600		Benennung name	Beschreibung specification	Bild picture
	3P	4P			
1	12 Stk/pcs	20 Stk/pcs	Sechskantschraube Hexagon head cap screw	DIN EN 24014 M10 x 50 – 8.8	
2	6 Stk/pcs	8 Stk/pcs	Sechskantschraube Hexagon head cap screw	DIN EN 24014 M10 x 70 – 8.8	
3	6 Stk/pcs	8 Stk/pcs	Flachrundschrube mit Vierkantansatz Saucer-head screw with square neck	DIN 603 M10 x 50 – 8.8	
4	42 Stk/pcs	64 Stk/pcs	Spannscheibe Conical spring washer for bolted connections	DIN 6796-10-FST	
5	24 Stk/pcs	36 Stk/pcs	Sechskantmutter Hexagon nut	DIN EN 24032 M10 – 8.8	
6	2 Stk/pcs	2 Stk/pcs	Sechskantschraube Hexagon head cap screw	DIN EN 24014 M8 x 45 – 8.8	
7	4 Stk/pcs	4 Stk/pcs	Spannscheibe Conical spring washer for bolted connections	DIN 6796-8-FST	
8	2 Stk/pcs	2 Stk/pcs	Sechskantmutter Hexagon nut	DIN EN 24032 M8 – 8.8	
9	2 Stk/pcs	2 Stk/pcs	Befestigungswinkel Fixing Bracket	XNBW-E06 BI 3,0 DIN59232 ST 02 Z275	
10	1 Stk/pcs	1 Stk/pcs	Stabilisator 50x10x80 stabilizer 50x10x80	HM2471 DIN7735	
11	1 Stk/pcs	1 Stk/pcs	Stabilisator 50x10x175 stabilizer 50x10x175	HM2471 DIN7735	
12	1 Stk/pcs	1 Stk/pcs	Stabilisator 50x10x270 stabilizer 50x10x270	HM2471 DIN7735	
13	-	1 Stk/pcs	Stabilisator 50x10x365 stabilizer 50x10x365	HM2471 DIN7735	
14	1 Stk/pcs	1 Stk/pcs	Stabilisator 30x30x490 Stabilizer 30x30x490	HM2471 DIN7735	

Anzugsdrehmomente / stud torque

Gewindegröße Screw Size	Fertigung Mounting	Prüfung Test
M8	20 Nm	17 Nm
M10	40 Nm	37 Nm